


GENERAL PROFILE: WESTERN SAHARA


GENERAL INFORMATION FOR 2021

 **Population**
0.566 Millions

 **Exchange rate**
8.988 MAD/US\$

 **GDP**
..

 **Land area¹**
(q) 266 000 km²

 **CPI growth**
..

 **GDP growth**
..

INTERNATIONAL MERCHANDISE TRADE

Total merchandise trade

(millions of US\$)

| | 2005 | 2010 | 2015 | 2021 |
|---------------------------|------|------|------|------|
| Merchandise exports | .. | .. | .. | .. |
| Merchandise imports | .. | .. | .. | .. |
| Merchandise trade balance | .. | .. | .. | .. |

..
Merchandise exports
growth rate in 2021

Export structure by product group in 2021

(as % of total exports)

No data available

Top 5 partners in 2021

(exports, millions of US\$)

No data available

INTERNATIONAL TRADE IN SERVICES

Total trade in services²

(millions of US\$)

| | 2005 | 2010 | 2015 | 2021 |
|------------------------|------|------|------|------|
| Services exports | .. | .. | .. | .. |
| Services imports | .. | .. | .. | .. |
| Services trade balance | .. | .. | .. | .. |

Services exports by main category²

(as % of total services)

| | 2005 | 2010 | 2015 | 2021 |
|----------------|------|------|------|------|
| Transport | .. | .. | .. | .. |
| Travel | .. | .. | .. | .. |
| Other services | .. | .. | .. | .. |

TRADE INDICES

No data available

ECONOMIC TRENDS

Economic indicators

(millions of US\$ unless otherwise specified)

| | 2005 | 2010 | 2015 | 2021 |
|-----------------------------------|-------|-------|-------|-------|
| GDP, current | .. | .. | .. | .. |
| GDP per capita, current US\$ | .. | .. | .. | .. |
| Real GDP growth, y-on-y, % | .. | .. | .. | .. |
| Current account balance, % of GDP | .. | .. | .. | .. |
| Exchange rate (/US\$) | 8.865 | 8.417 | 9.764 | 8.988 |

..
Gross domestic product
growth rate in 2021

GDP by expenditure in 2020

(as % of total GDP)

No data available

WESTERN SAHARA

FDI AND EXTERNAL FINANCIAL RESOURCES

Financial flows

(millions of US\$ unless otherwise specified)

| | 2005 | 2010 | 2015 | 2021 |
|--------------------------------|------|------|------|------|
| FDI inflows | .. | .. | .. | .. |
| FDI outflows | .. | .. | .. | .. |
| Personal remittances, % of GDP | .. | .. | .. | .. |

FDI outflows as % of GDP in 2021

Financial flows trends

(millions of US\$)

No data available

TRADE IN GOODS AND SERVICES

Trade balance indicators²

(as % and index)

| | 2005 | 2010 | 2015 | 2021 |
|-----------------------|------|------|------|------|
| Balance, % of GDP | .. | .. | .. | .. |
| Balance, % of imports | .. | .. | .. | .. |
| Normalized balance | .. | .. | .. | .. |

Trade openness²

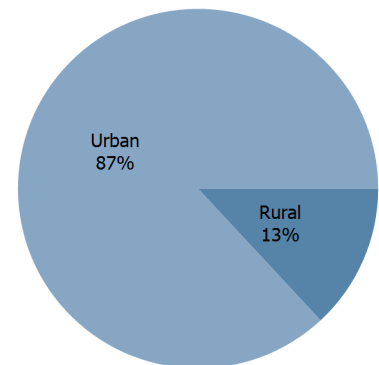
(sum of imports and exports as % of GDP)

No data available

LIVING AREA

Population by living area in 2021

(% of population)



OTHER INDICATORS

Maritime transport indicators

| | 2005 | 2010 | 2015 | 2021 |
|--|------|------|------|------|
| Merchant fleet, national flag (thousands of DWT) | .. | .. | .. | .. |
| Liner shipping connectivity index (maximum 2006 = 100 for China) | .. | .. | .. | .. |
| Container port throughput (TEU) | .. | .. | .. | .. |

Share of the total world merchant fleet in 2021

Information economy indicators

(as % of)

| | 2005 | 2010 | 2015 | 2021 |
|---|------|------|------|------|
| Share of ICT goods, % of total exports | .. | .. | .. | .. |
| Share of ICT goods, % of total imports | .. | .. | .. | .. |
| Share of workforce involved in the ICT sector | .. | .. | .. | .. |

WESTERN SAHARA

Source: UNCTADstat (<http://unctadstat.unctad.org>)

Notes:

- 1 Land area refers to the total area of a country excluding area under inland water bodies. It differs from the country area, that includes area under inland water bodies, but excludes offshore territorial waters.
- 2 Statistics presented correspond to the 6th edition of the IMF Balance of Payments and International Investment Position Manual (BPM6, 2009).
- q Estimated. Data refers to 2020.

Symbols for missing values:

- 0 Zero means that the amount is nil or negligible
- .. Not available or not separately reported
- Not applicable
- ... Not available, including no quotation
- # Non-relevant calculation
- Not publishable
- *** Negative accumulation of flows; Value included in regional and global totals

Abbreviations & acronyms:

- DWT: Dead weight tons
- FDI: Foreign direct investment
- GDP: Gross domestic product
- ICT: Information and communication technology
- TEU: Twenty foot equivalent unit
- US\$: United States dollar

Disclaimer:

The designations employed and the presentation of the material on UNCTADstat do not imply the expression of any opinion whatsoever on the part of the secretariat of the United Nations concerning the legal status of any country, territory, city or area, or of its authorities, or concerning the delimitation of its frontiers or boundaries.

Where the designations "economy" or "country or area" appear in texts or tables, they cover regions, countries, territories, cities or areas.

UNCTAD strives for the highest level of accuracy and is committed to promptly correcting any errors on its part. It does not guarantee or make any express or implied representations regarding the accuracy, reliability, correctness, fitness for use for a particular purpose, or otherwise, whatsoever, of any of the tables in UNCTADstat.

Generation date: 20 October 2022