



UNCTAD

STAT

## GENERAL PROFILE: MONTSERRAT

### GENERAL INFORMATION FOR 2022



**Population**  
0.004 Millions



**Exchange rate**  
2.700 XCD/US\$



**GDP**  
77 Millions current US\$



**Land area<sup>1</sup>**  
(q) 100 km<sup>2</sup>



**CPI growth**  
4.04 %



**GDP growth**  
3.62 %

### INTERNATIONAL MERCHANDISE TRADE

#### Total merchandise trade

(millions of US\$)

	2005	2010	2015	2022
Merchandise exports	1	1	3	7
Merchandise imports	30	29	39	39
Merchandise trade balance	-28	-28	-36	-33

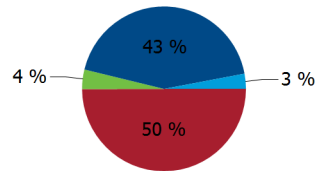
**-21.2 %**

Merchandise exports growth rate in 2022

#### Export structure by product group in 2022

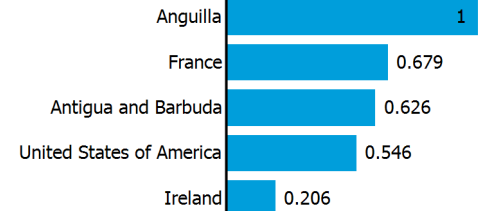
(as % of total exports)

- Ores and metals
- Fuels
- Manufactured goods
- Other



#### Top 5 partners in 2022

(exports, millions of US\$)



### INTERNATIONAL TRADE IN SERVICES

#### Total trade in services<sup>2</sup>

(millions of US\$)

	2005	2010	2015	2022
Services exports	15	11	16	(e) 9
Services imports	26	17	19	(e) 21
Services trade balance	-11	-6	-3	(e) -12

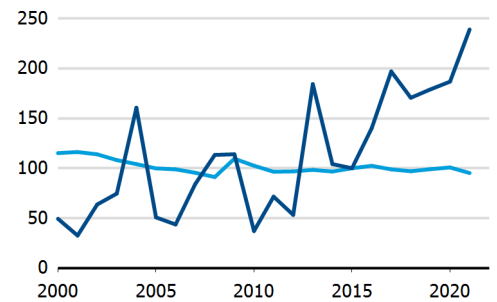
#### Services exports by main category<sup>2</sup>

(as % of total services)

	2005	2010	2015	2022
Transport	9.4	8.6	7.4	(e) 15.0
Travel	60.7	52.2	56.0	(e) 49.8
Other services	29.9	39.2	36.6	(e) 35.0

### TRADE INDICES

- Terms of trade index
- Purchasing power index of exports



### ECONOMIC TRENDS

#### Economic indicators

(millions of US\$ unless otherwise specified)

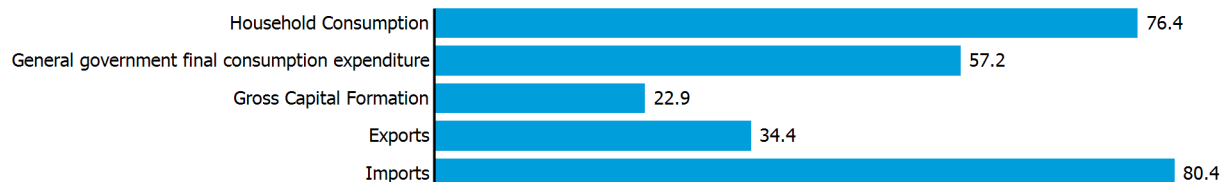
	2005	2010	2015	2022
GDP, current	49	56	61	77
GDP per capita, current US\$	10 414	11 242	12 133	17 571
Real GDP growth, y-on-y, %	3.13	-6.90	1.17	3.62
Current account balance, % of GDP	-32.38	-35.09	-1.27	(e) -8.80
Exchange rate (/US\$)	2.700	2.700	2.700	2.700

**+3.6 %**

Gross domestic product growth rate in 2022

#### GDP by expenditure in 2021

(as % of total GDP)



# MONTSERAT

## FDI AND EXTERNAL FINANCIAL RESOURCES

### Financial flows

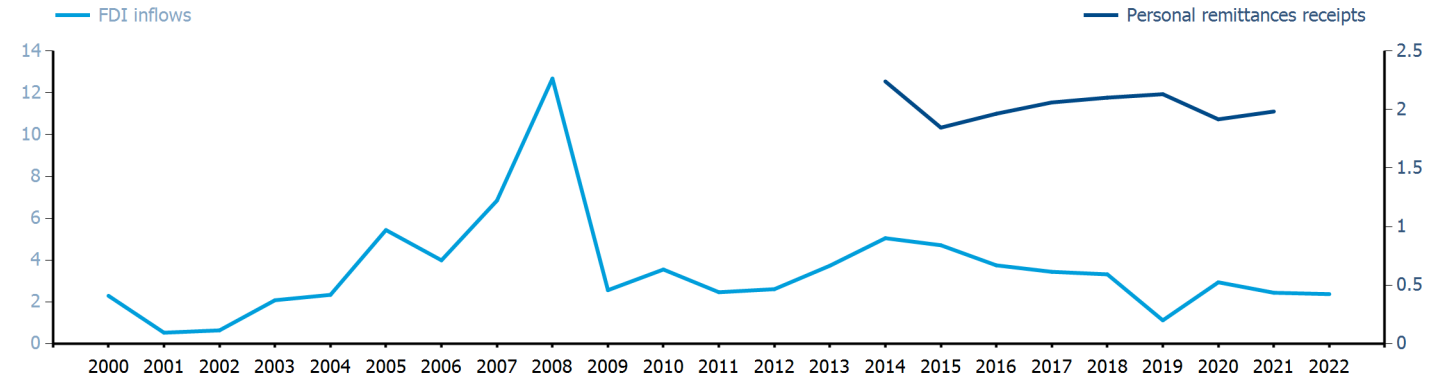
(millions of US\$ unless otherwise specified)

	2005	2010	2015	2022
FDI inflows	5.44	3.55	(j) 4.71	(j) 2.37
FDI outflows	..	..	..	..
Personal remittances, % of GDP	..	..	3.01	..

FDI outflows as % of GDP in 2022

### Financial flows trends

(millions of US\$)



## TRADE IN GOODS AND SERVICES

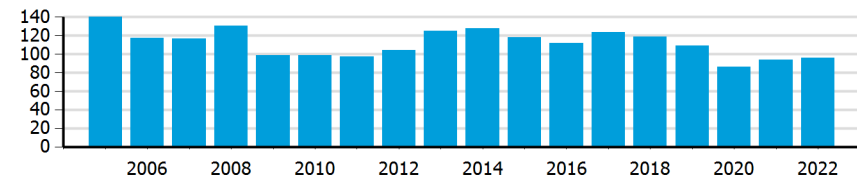
### Trade balance indicators<sup>2</sup>

(as % and index)

	2005	2010	2015	2022
Balance, % of GDP	-72.13	-54.80	-56.38	(e) -60.96
Balance, % of imports	-67.88	-71.31	-64.57	(e) -77.88
Normalized balance	-0.514	-0.554	-0.477	(e) -0.638

### Trade openness<sup>2</sup>

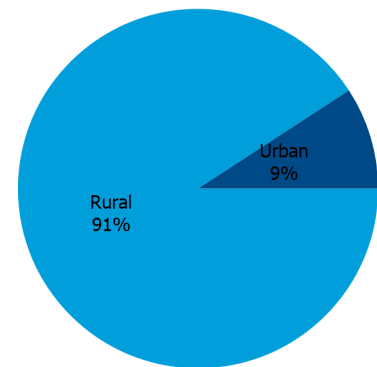
(sum of imports and exports as % of GDP)



## LIVING AREA

### Population by living area in 2022

(% of population)



## OTHER INDICATORS

### Maritime transport indicators

	2005	2010	2015	2022
Merchant fleet, national flag (thousands of DWT)	..	..	..	..
Liner shipping connectivity index (maximum 2006 = 100 for China)	..	..	3.05	..
Container port throughput (TEU)	..	..	..	..

Share of the total world merchant fleet in 2022

### Information economy indicators

(as % of)

	2005	2010	2015	2022
Share of ICT goods, % of total exports	3.19	1.15	2.59	0.34
Share of ICT goods, % of total imports	4.96	..	7.37	5.30
Share of workforce involved in the ICT sector	..	..	..	..

# MONTSERRAT

Source: UNCTADstat (<http://unctadstat.unctad.org>)

## Notes:

- 1 Land area refers to the total area of a country excluding area under inland water bodies. It differs from the country area, that includes area under inland water bodies, but excludes offshore territorial waters.
- 2 Statistics presented correspond to the 6th edition of the IMF Balance of Payments and International Investment Position Manual (BPM6, 2009).
- e Estimated.
- j Asset/liability basis.
- q Estimated. Data refers to 2020.

## Symbols for missing values:

- 0 Zero means that the amount is nil or negligible
- .. Not available or not separately reported
- \_ Not applicable
- ... Not available, including no quotation
- # Non-relevant calculation
- Not publishable
- \*\*\* Negative accumulation of flows; Value included in regional and global totals

## Abbreviations & acronyms:

- DWT: Dead weight tons
- FDI: Foreign direct investment
- GDP: Gross domestic product
- ICT: Information and communication technology
- TEU: Twenty foot equivalent unit
- US\$: United States dollar

## Disclaimer:

The designations employed and the presentation of the material on UNCTADstat do not imply the expression of any opinion whatsoever on the part of the secretariat of the United Nations concerning the legal status of any country, territory, city or area, or of its authorities, or concerning the delimitation of its frontiers or boundaries.

Where the designations "economy" or "country or area" appear in texts or tables, they cover regions, countries, territories, cities or areas.

UNCTAD strives for the highest level of accuracy and is committed to promptly correcting any errors on its part. It does not guarantee or make any express or implied representations regarding the accuracy, reliability, correctness, fitness for use for a particular purpose, or otherwise, whatsoever, of any of the tables in UNCTADstat.

Generation date: 21 September 2023