



UNCTAD



## GENERAL PROFILE: DENMARK

### GENERAL INFORMATION FOR 2022



**Population**  
5.882 Millions



**Exchange rate**  
7.076 DKK/US\$



**GDP**  
391 696 Millions current US\$



**Land area<sup>1</sup>**  
(q) 40 000 km<sup>2</sup>



**CPI growth**  
8.53 %



**GDP growth**  
2.90 %

### INTERNATIONAL MERCHANDISE TRADE

#### Total merchandise trade

(millions of US\$)

	2005	2010	2015	2022
Merchandise exports	85 121	96 440	95 457	130 220
Merchandise imports	75 581	83 052	85 623	126 440
Merchandise trade balance	9 540	13 388	9 835	3 781

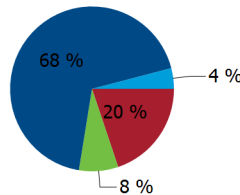
**+3.4 %**

Merchandise exports  
growth rate in 2022

#### Export structure by product group in 2022

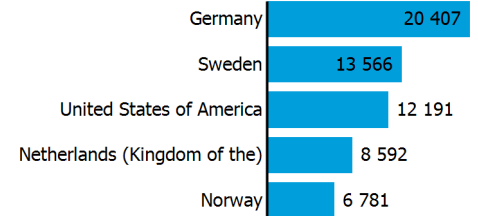
(as % of total exports)

- All food items
- Fuels
- Manufactured goods
- Other



#### Top 5 partners in 2022

(exports, millions of US\$)



### INTERNATIONAL TRADE IN SERVICES

#### Total trade in services<sup>2</sup>

(millions of US\$)

	2005	2010	2015	2022
Services exports	(e) 43 861	61 626	64 405	126 367
Services imports	(e) 38 415	55 156	58 224	97 248
Services trade balance	(e) 5 445	6 469	6 181	29 119

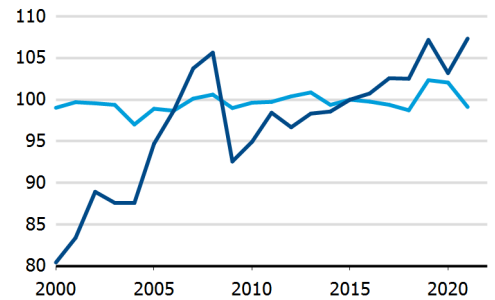
#### Services exports by main category<sup>2</sup>

(as % of total services)

	2005	2010	2015	2022
Transport	61.6	61.8	56.9	67.7
Travel	12.0	9.5	10.4	6.9
Other services	25.7	27.8	31.8	24.2

### TRADE INDICES

- Terms of trade index
- Purchasing power index of exports



### ECONOMIC TRENDS

#### Economic indicators

(millions of US\$ unless otherwise specified)

	2005	2010	2015	2022
GDP, current	264 467	321 995	302 673	391 696
GDP per capita, current US\$	48 648	58 008	53 308	66 589
Real GDP growth, y-on-y, %	2.34	1.87	2.34	2.90
Current account balance, % of GDP	4.16	6.54	8.24	13.14
Exchange rate (/US\$)	5.997	5.624	6.728	7.076

**+2.9 %**

Gross domestic product  
growth rate in 2022

#### GDP by expenditure in 2021

(as % of total GDP)



# DENMARK

## FDI AND EXTERNAL FINANCIAL RESOURCES

### Financial flows

(millions of US\$ unless otherwise specified)

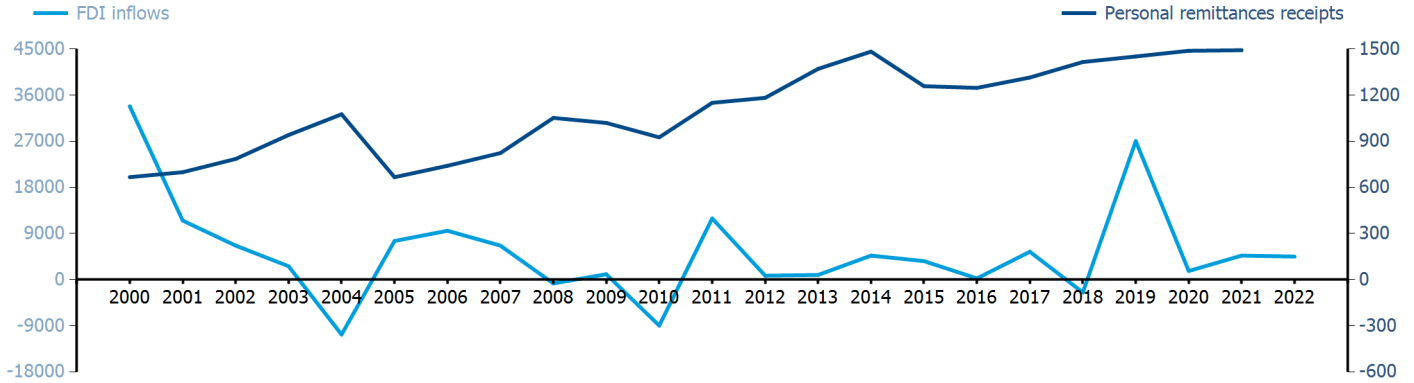
	2005	2010	2015	2022
FDI inflows	7 533.55	-8 977.40	3 616.13	4 493.54
FDI outflows	12 979.94	1 371.63	9 420.01	3 791.33
Personal remittances, % of GDP	0.25	0.29	0.42	..

**+1.0 %**

FDI outflows as % of GDP in 2022

### Financial flows trends

(millions of US\$)



## TRADE IN GOODS AND SERVICES

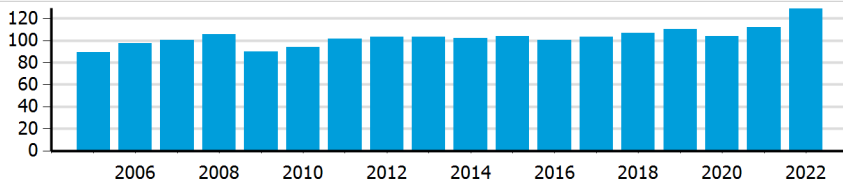
### Trade balance indicators<sup>2</sup>

(as % and index)

	2005	2010	2015	2022
Balance, % of GDP	(e) 5.50	6.95	6.79	10.73
Balance, % of imports	(e) 13.11	15.94	13.96	18.10
Normalized balance	(e) 0.062	0.074	0.065	0.083

### Trade openness<sup>2</sup>

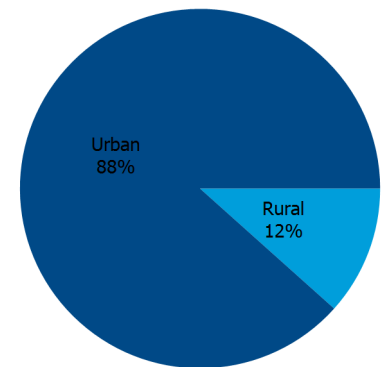
(sum of imports and exports as % of GDP)



## LIVING AREA

### Population by living area in 2022

(% of population)



## OTHER INDICATORS

### Maritime transport indicators

	2005	2010	2015	2022
Merchant fleet, national flag (thousands of DWT)	9 033	13 814	16 488	26 147
Liner shipping connectivity index (maximum 2006 = 100 for China)	..	25.71	43.27	45.78
Container port throughput (TEU)	..	698 683	756 464	..

**1.187 %**

Share of the total world merchant fleet in 2022

### Information economy indicators

(as % of)

	2005	2010	2015	2022
Share of ICT goods, % of total exports	4.94	3.65	3.66	3.71
Share of ICT goods, % of total imports	10.29	7.96	7.68	6.89
Share of workforce involved in the ICT sector	..	(r) 7.31	..	..

# DENMARK

Source: UNCTADstat (<http://unctadstat.unctad.org>)

## Notes:

- 1 Land area refers to the total area of a country excluding area under inland water bodies. It differs from the country area, that includes area under inland water bodies, but excludes offshore territorial waters.
- 2 Statistics presented correspond to the 6th edition of the IMF Balance of Payments and International Investment Position Manual (BPM6, 2009).
- e Estimated.
- q Estimated. Data refers to 2020.
- r Number of persons employed in full time equivalent units. Total business economy includes repair of computers, personal and household goods; except financial and insurance activities.

## Symbols for missing values:

- 0 Zero means that the amount is nil or negligible
- .. Not available or not separately reported
- Not applicable
- ... Not available, including no quotation
- # Non-relevant calculation
- Not publishable
- \*\*\* Negative accumulation of flows; Value included in regional and global totals

## Abbreviations & acronyms:

- DWT: Dead weight tons
- FDI: Foreign direct investment
- GDP: Gross domestic product
- ICT: Information and communication technology
- TEU: Twenty foot equivalent unit
- US\$: United States dollar

## Disclaimer:

The designations employed and the presentation of the material on UNCTADstat do not imply the expression of any opinion whatsoever on the part of the secretariat of the United Nations concerning the legal status of any country, territory, city or area, or of its authorities, or concerning the delimitation of its frontiers or boundaries.

Where the designations "economy" or "country or area" appear in texts or tables, they cover regions, countries, territories, cities or areas.

UNCTAD strives for the highest level of accuracy and is committed to promptly correcting any errors on its part. It does not guarantee or make any express or implied representations regarding the accuracy, reliability, correctness, fitness for use for a particular purpose, or otherwise, whatsoever, of any of the tables in UNCTADstat.

Generation date: 21 September 2023