



UNCTAD



## GENERAL PROFILE: SLOVAKIA

### GENERAL INFORMATION FOR 2022

**Population**  
5.643 Millions

**Exchange rate**  
0.950 EUR/US\$

**GDP**  
113 472 Millions current US\$

**Land area<sup>1</sup>**  
(q) 48 080 km<sup>2</sup>

**CPI growth**  
12.13 %

**GDP growth**  
1.70 %

### INTERNATIONAL MERCHANDISE TRADE

#### Total merchandise trade

(millions of US\$)

	2005	2010	2015	2022
Merchandise exports	31 889	64 664	75 146	107 771
Merchandise imports	34 649	65 026	72 837	112 471
Merchandise trade balance	-2 760	-363	2 309	-4 700

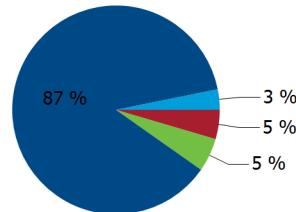
**+3.7 %**

Merchandise exports growth rate in 2022

#### Export structure by product group in 2022

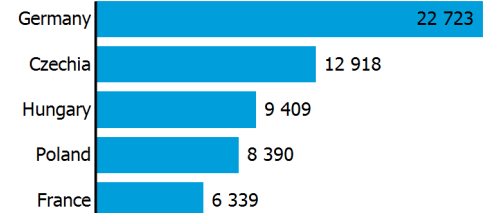
(as % of total exports)

- All food items
- Fuels
- Manufactured goods
- Other



#### Top 5 partners in 2022

(exports, millions of US\$)



### INTERNATIONAL TRADE IN SERVICES

#### Total trade in services<sup>2</sup>

(millions of US\$)

	2005	2010	2015	2022
Services exports	(e) 6 399	(e) 6 411	8 126	12 564
Services imports	(e) 5 583	(e) 7 277	7 984	12 165
Services trade balance	(e) 816	(e) -866	142	399

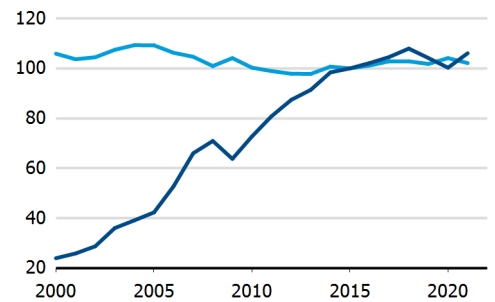
#### Services exports by main category<sup>2</sup>

(as % of total services)

	2005	2010	2015	2022
Transport	-	29.2	28.7	40.4
Travel	-	34.7	29.9	10.8
Other services	-	27.8	35.8	42.4

### TRADE INDICES

- Terms of trade index
- Purchasing power index of exports



### ECONOMIC TRENDS

#### Economic indicators

(millions of US\$ unless otherwise specified)


	2005	2010	2015	2022
GDP, current	49 033	91 074	88 865	113 472
GDP per capita, current US\$	9 120	16 877	16 382	20 107
Real GDP growth, y-on-y, %	6.62	6.72	5.17	1.70
Current account balance, % of GDP	-10.45	-4.62	-2.08	-8.27
Exchange rate (/US\$)	0.804	0.754	0.901	0.950

**+1.7 %**

Gross domestic product growth rate in 2022

#### GDP by expenditure in 2021

(as % of total GDP)



# SLOVAKIA

## FDI AND EXTERNAL FINANCIAL RESOURCES

### Financial flows

(millions of US\$ unless otherwise specified)

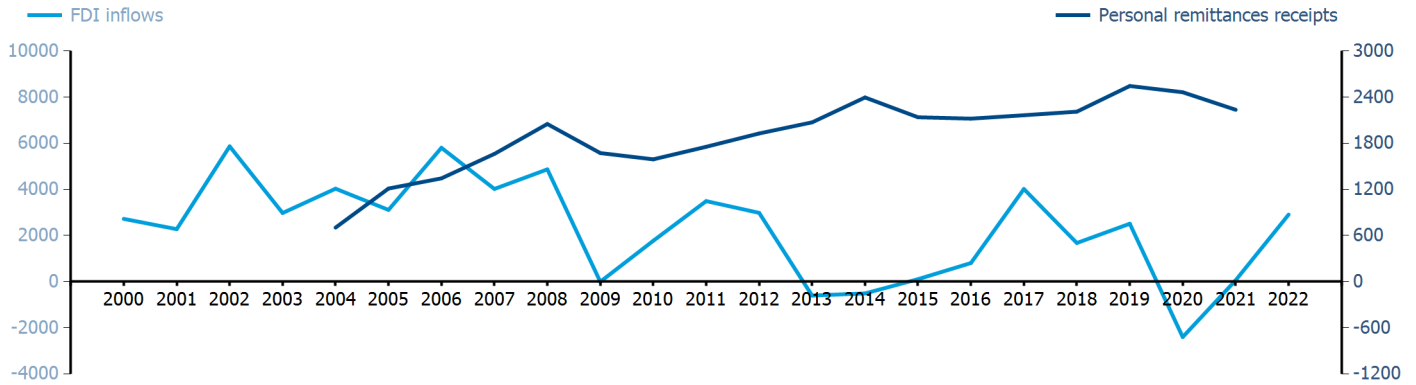
	2005	2010	2015	2022
FDI inflows	3 109.64	1 769.76	106.14	2 905.43
FDI outflows	191.43	946.13	5.95	432.96
Personal remittances, % of GDP	2.47	1.75	2.41	..

**+0.4 %**

FDI outflows as % of GDP in 2022

### Financial flows trends

(millions of US\$)



## TRADE IN GOODS AND SERVICES

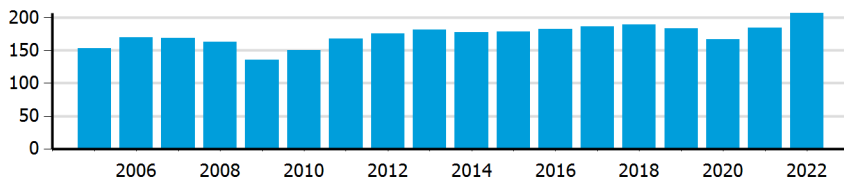
### Trade balance indicators<sup>2</sup>

(as % and index)

	2005	2010	2015	2022
Balance, % of GDP	(e) -3.91	(e) -1.07	1.16	-5.80
Balance, % of imports	(e) -4.97	(e) -1.41	1.30	-5.45
Normalized balance	(e) -0.025	(e) -0.007	0.006	-0.028

### Trade openness<sup>2</sup>

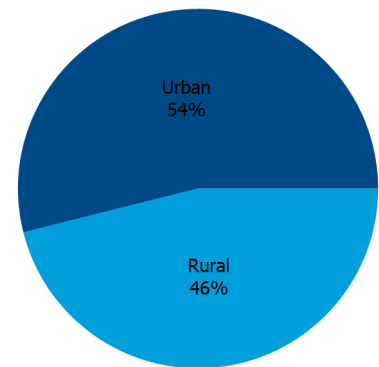
(sum of imports and exports as % of GDP)



## LIVING AREA

### Population by living area in 2022

(% of population)



## OTHER INDICATORS

### Maritime transport indicators

	2005	2010	2015	2022
Merchant fleet, national flag (thousands of DWT)	185	193	..	..
Liner shipping connectivity index (maximum 2006 = 100 for China)	..	..	..	..
Container port throughput (TEU)	..	..	..	..

### Information economy indicators

(as % of)

	2005	2010	2015	2022
Share of ICT goods, % of total exports	9.39	19.05	16.67	10.48
Share of ICT goods, % of total imports	8.34	15.66	14.95	10.67
Share of workforce involved in the ICT sector	..	(r) 5.94	4.40	..

..

Share of the total world merchant fleet in 2022

# SLOVAKIA

Source: UNCTADstat (<http://unctadstat.unctad.org>)

## Notes:

- 1 Land area refers to the total area of a country excluding area under inland water bodies. It differs from the country area, that includes area under inland water bodies, but excludes offshore territorial waters.
- 2 Statistics presented correspond to the 6th edition of the IMF Balance of Payments and International Investment Position Manual (BPM6, 2009).
- e Estimated.
- q Estimated. Data refers to 2020.
- r Number of persons employed in full time equivalent units. Total business economy includes repair of computers, personal and household goods; except financial and insurance activities.

## Symbols for missing values:

- 0 Zero means that the amount is nil or negligible
- .. Not available or not separately reported
- Not applicable
- ... Not available, including no quotation
- # Non-relevant calculation
- Not publishable
- \*\*\* Negative accumulation of flows; Value included in regional and global totals

## Abbreviations & acronyms:

- DWT: Dead weight tons
- FDI: Foreign direct investment
- GDP: Gross domestic product
- ICT: Information and communication technology
- TEU: Twenty foot equivalent unit
- US\$: United States dollar

## Disclaimer:

The designations employed and the presentation of the material on UNCTADstat do not imply the expression of any opinion whatsoever on the part of the secretariat of the United Nations concerning the legal status of any country, territory, city or area, or of its authorities, or concerning the delimitation of its frontiers or boundaries.

Where the designations "economy" or "country or area" appear in texts or tables, they cover regions, countries, territories, cities or areas.

UNCTAD strives for the highest level of accuracy and is committed to promptly correcting any errors on its part. It does not guarantee or make any express or implied representations regarding the accuracy, reliability, correctness, fitness for use for a particular purpose, or otherwise, whatsoever, of any of the tables in UNCTADstat.

Generation date: 21 September 2023