


GENERAL PROFILE: FRENCH GUIANA

GENERAL INFORMATION FOR 2023

 **Population**
0.303 Millions

 **Exchange rate**
..

 **GDP**
..

 **Land area¹**
(q) 82 810 km²

 **CPI growth**
..

 **GDP growth**
..

INTERNATIONAL MERCHANDISE TRADE

Total merchandise trade

(millions of US\$)

	2005	2010	2015	2023
Merchandise exports
Merchandise imports
Merchandise trade balance

..
Merchandise exports
growth rate in 2023

Export structure by product group in 2023

(as % of total exports)

No data available

Top 5 partners in 2023

(exports, millions of US\$)

No data available

INTERNATIONAL TRADE IN SERVICES

Total trade in services²

(millions of US\$)

	2005	2010	2015	2023
Services exports
Services imports
Services trade balance

Services exports by main category²

(as % of total services)

	2005	2010	2015	2023
Transport
Travel
Other services

TRADE INDICES

No data available

ECONOMIC TRENDS

Economic indicators

(millions of US\$ unless otherwise specified)

	2005	2010	2015	2023
GDP, current
GDP per capita, current US\$
Real GDP growth, y-on-y, %
Current account balance, % of GDP
Exchange rate (/US\$)	0.804	0.754	0.901	..

..
Gross domestic product
growth rate in 2023

GDP by expenditure in 2022

(as % of total GDP)

No data available

FRENCH GUIANA

FDI AND EXTERNAL FINANCIAL RESOURCES

Financial flows

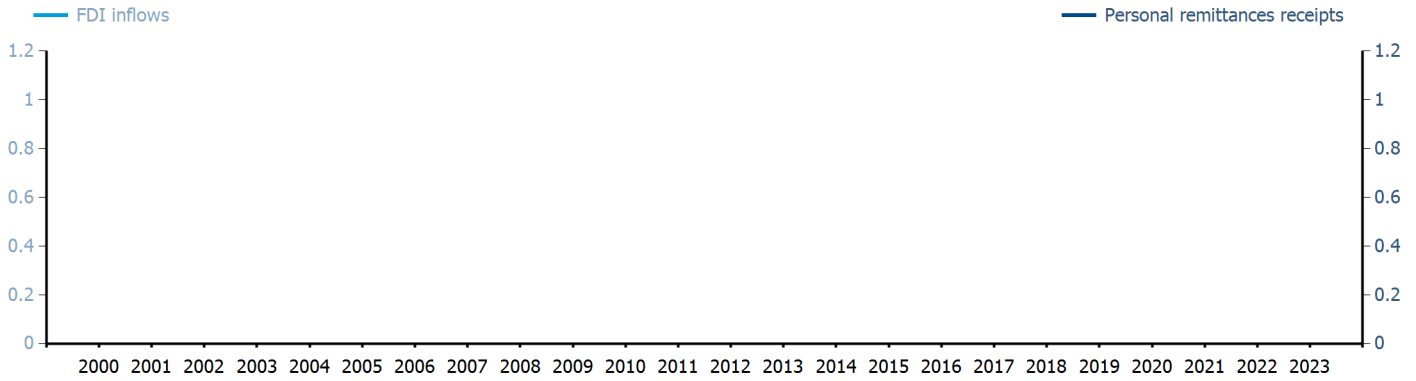
(millions of US\$ unless otherwise specified)

	2005	2010	2015	2023
FDI inflows
FDI outflows
Personal remittances, % of GDP

FDI outflows as % of GDP in 2023

Financial flows trends

(millions of US\$)



TRADE IN GOODS AND SERVICES

Trade balance indicators²

(as % and index)

	2005	2010	2015	2023
Balance, % of GDP
Balance, % of imports
Normalized balance

Trade openness²

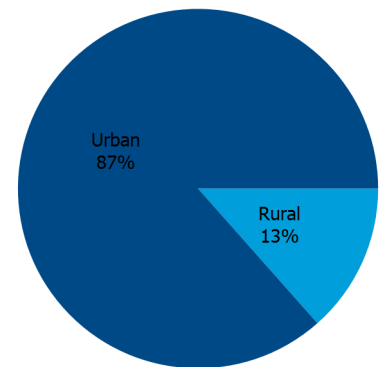
(sum of imports and exports as % of GDP)

No data available

LIVING AREA

Population by living area in 2023

(% of population)



OTHER INDICATORS

Maritime transport indicators

	2005	2010	2015	2023
Merchant fleet, national flag (thousands of DWT)
Container port throughput (TEU)

Share of the total world merchant fleet in 2023

Information economy indicators

(as % of)

	2005	2010	2015	2023
Share of ICT goods, % of total exports
Share of ICT goods, % of total imports
Share of workforce involved in the ICT sector

FRENCH GUIANA

Source: UNCTADstat (<http://unctadstat.unctad.org>)

Notes:

- 1 Land area refers to the total area of a country excluding area under inland water bodies. It differs from the country area, that includes area under inland water bodies, but excludes offshore territorial waters.
- 2 Statistics presented correspond to the 6th edition of the IMF Balance of Payments and International Investment Position Manual (BPM6, 2009).
- q Estimated. Data refers to 2020.

Symbols for missing values:

- 0 Zero means that the amount is nil or negligible
- .. No value reported or collected
- Not applicable
- ... Not available, including no quotation
- # Non-relevant calculation
- Not publishable
- *** Negative accumulation of flows; Value included in regional and global totals

Abbreviations & acronyms:

- DWT: Dead weight tons
- FDI: Foreign direct investment
- GDP: Gross domestic product
- ICT: Information and communication technology
- TEU: Twenty foot equivalent unit
- US\$: United States dollar

Disclaimer:

The designations employed and the presentation of the material on UNCTADstat do not imply the expression of any opinion whatsoever on the part of the secretariat of the United Nations concerning the legal status of any country, territory, city or area, or of its authorities, or concerning the delimitation of its frontiers or boundaries.

Where the designations "economy" or "country or area" appear in texts or tables, they cover regions, countries, territories, cities or areas.

UNCTAD strives for the highest level of accuracy and is committed to promptly correcting any errors on its part. It does not guarantee or make any express or implied representations regarding the accuracy, reliability, correctness, fitness for use for a particular purpose, or otherwise, whatsoever, of any of the tables in UNCTADstat.

Generation date: 11 October 2024