



September 2011

The detailed composition of all the groups presented in the database is available in **UNCTADstat** Classifications

ECONOMIC GROUPINGS



2210 Least developed countries

Removed: 462 Maldives

2216 Least developed countries: Islands

Removed: 462 Maldives



2309 Major petroleum and gas exporters (**New definition and new criteria as follows**)
(1) the share of petroleum and gas (SITC code 33 + 34) was not less than 50 per cent of their total exports and (2) exports of those products amounted to at least 1% of petroleum and gas world share in the period 2004-2006



2310 Major petroleum and gas exporters: Developing economies



2311 Major petroleum and gas exporters: Developing Africa



2312 Major petroleum and gas exporters: Developing America



2313 Major petroleum and gas exporters: Developing Asia



2314 Major petroleum and gas exporters: Transition economies



2315 Major petroleum and gas exporters: Developed economies



2319 Major exporters of manufactured goods (**New criteria as follows**)
(1) the share of manufactured products (SITC 5 to 8 excl. 667 and 68) was not less than 50 percent of their total exports and (2) their exports of those products amounted to at least 1% of manufacture goods world share in the period 2004-2006.



2320 Major exporters of manufactured goods: Developing economies



2322 Major exporters of manufactured goods: Developing America



2323 Major exporters of manufactured goods: Developing Asia



2324 Major exporters of manufactured goods: Developed economies



2325 Major exporters of manufactured goods: Developed America



2326 Major exporters of manufactured goods: Developed Asia



2327 Major exporters of manufactured goods: Developed Europe



2328 Major exporters of primary commodities excluding fuels
(1) the share of primary commodities, precious stones and non-monetary gold excluding fuels (SITC 0 + 1 + 2 + 4 + 68 + 667 + 971) was not less than 50 percent of their total exports and (2) their exports of those products amounted to at least 1% of primary commodities, precious stones and non-monetary gold excluding fuels world share in the period 2004-2006



2329 Major exporters of primary commodities excluding fuels: Developing economies



2330 Major exporters of primary commodities excluding fuels: Developing America



2331 Major exporters of primary commodities excluding fuels: Developed economies



2378 Low-income food deficit countries (FAO)



2520 Newly Industrialized Asian countries (Renamed)



2521 Newly Industrialized Asian countries: 1st tier (Renamed)



2522 Newly Industrialized Asian countries: 2nd tier (Renamed)



2621 High-income developing countries (**New criteria as follows**)

Average 2004-2006 per capita GDP above US\$ 4 ' 500

Added: 188 Costa Rica

Added: 226 Equatorial Guinea

Added: 422 Lebanon

Added: 458 Malaysia

Added: 792 Turkey



2622 Middle-income developing countries (**New criteria as follows**)

Average 2004-2006 per capita GDP between US\$ 1 ' 000 and US\$ 4 ' 500

Added: 144 Sri Lanka

Added: 156 China

Added: 608 Philippines

Removed: 188 Costa Rica

Removed: 226 Equatorial Guinea

Removed: 422 Lebanon

Removed: 458 Malaysia

Removed: 792 Turkey



2623 Low-income developing countries (**New criteria as follows**)

Average 2004-2006 per capita GDP below US\$ 1 ' 000

Removed: 144 Sri Lanka

Removed: 156 China

Removed: 608 Philippines

TRADE OR INTERREGIONAL GROUPS



3406 Euro Area

Added: 233 Estonia



3919 G77

Added: 762 Tajikistan



3110 East African Community (EAC)



3908 League of Arab States



3909 Organization of the Islamic Conference (OIC)



3910 Organization of American States (OAS)



3111 Southern African Customs Union (SACU)



3112 Community of Sahel-Saharan States (CEN-SAD)














3113 Intergovernmental Authority on Development (IGAD)



3210 Union of South American Nations (UNASUR)



PRODUCT GROUPS

TOTAL	Total all products
	All allocated products (SITC 0 to 8 + 961 + 971)
 A00	
 A11	Primary commodities, precious stones and non-monetary gold (SITC 0 + 1 + 2 + 3 + 4 + 68 + 667 + 971)
 A13	Primary commodities (SITC 0 + 1 + 2 + 3 + 4 + 68)
 A13	Primary commodities, excluding fuels (SITC 0 + 1 + 2 + 4 + 68)
A01	All food items (SITC 0 + 1 + 22 + 4)
A14	Food, basic (SITC 0 + 22 + 4)
A15	Food, basic excluding tea, coffee, cocoa and spices (SITC 0 + 22 + 4 less 07)
A16	Beverages and tobacco (SITC 1)
A02	Agricultural raw materials (SITC 2 less 22, 27 and 28)
A03	Ores and metals (SITC 27 + 28 + 68)
A07	Non-ferrous metals (SITC 68)
A18	Other ores and metals (SITC 27 + 28)
A04	Fuels (SITC 3)
A19	Pearls, precious stones and non-monetary gold (SITC 667 + 971)
A12	Manufactured goods (SITC 5 to 8 less 667 and 68)
A05	Chemical products (SITC 5)
A08	Machinery and transport equipment (SITC 7)
A09	Other manufactured goods (SITC 6 + 8 less 667 and 68)
A06	Iron and steel (SITC 67)
A10	Textile fibres, yarn, fabrics and clothing (SITC 26 + 65 + 84)
 A99	Unallocated (SITC 911 + 931)
 A99	Manufactured goods by degree of manufacturing¹ (SITC 5 to 8 less 667 and 68)
 A99	Labour-intensive and resource-based manufactures
 A99	Manufactures with low skill and technology intensity
 A99	Manufactures with medium skill and technology intensity
 A99	Manufactures with high skill and technology intensity
 A99	Unclassified

¹ The definition is taken from Trade and Development Report (TDR) 2002 Annexes to Chapter III. Furthermore, some additional works were undertaken to convert the original list in SITC Rev.2 into SITC Rev.3, to extend its coverage to all commodities and to ensure consistency with existing UNCTAD product groups.



CLASSIFICATIONS
UPDATE

