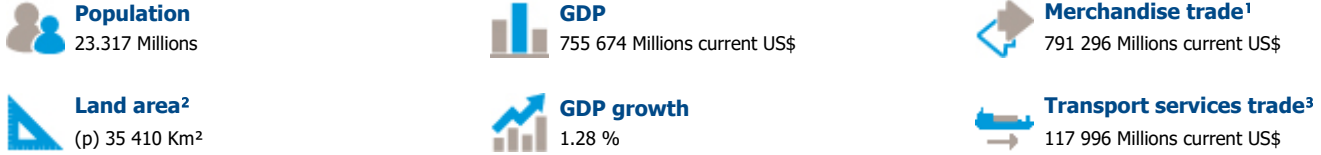


MARITIME PROFILE: CHINA, TAIWAN PROVINCE OF

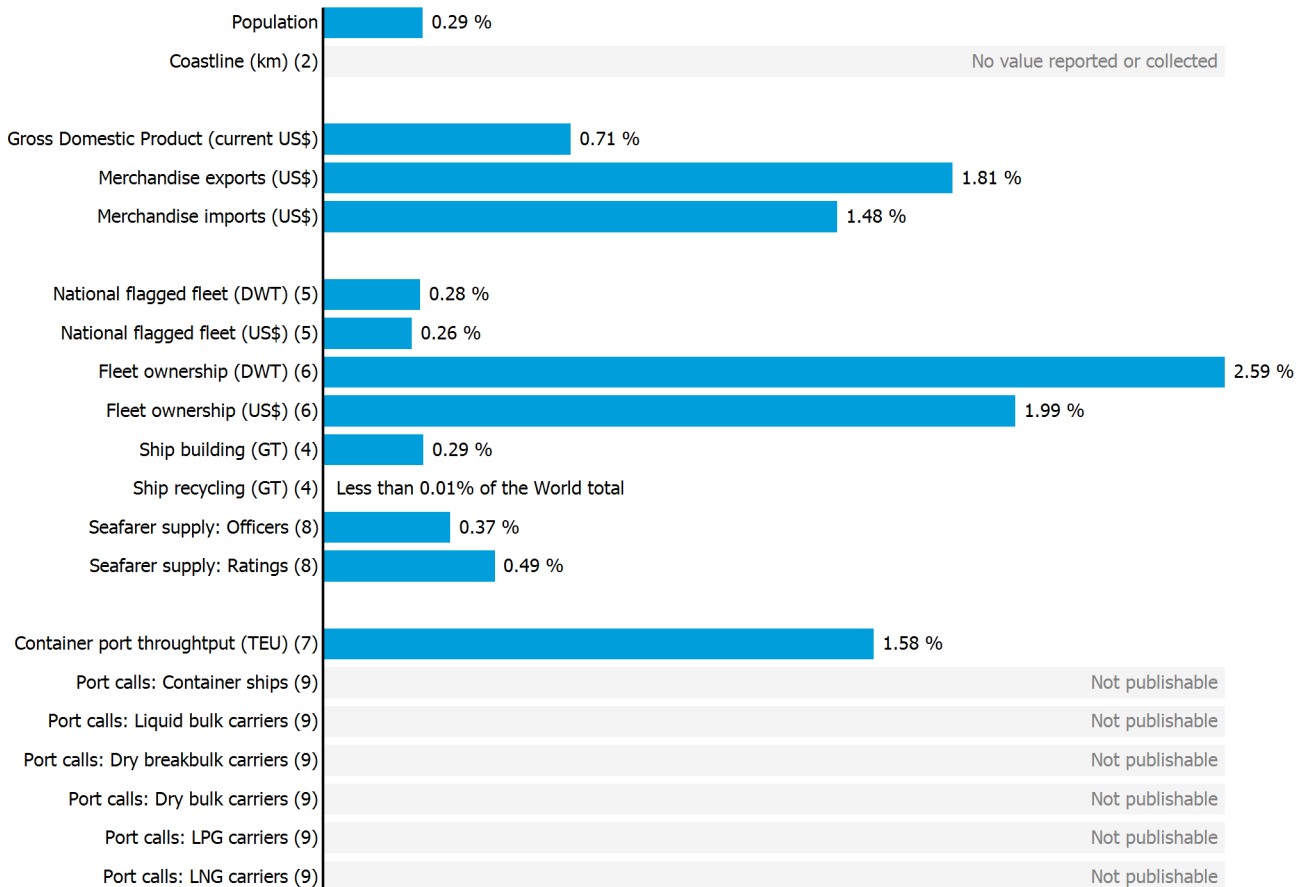
GENERAL INFORMATION FOR 2023



MARITIME KEY FIGURES FOR 2023



WORLD SHARES FOR 2023



CHINA, TAIWAN PROVINCE OF

INTERNATIONAL MERCHANDISE TRADE

Total merchandise trade

(millions of US\$)

	2005	2010	2015	2023
Merchandise exports	198 432	274 601	285 344	432 337
Merchandise imports	182 614	251 236	237 219	358 960
Merchandise trade balance	15 817	23 364	48 124	73 377

-9.5 %

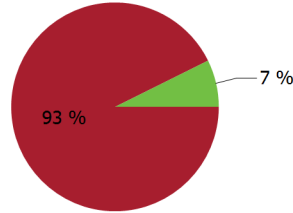
Merchandise exports growth rate in 2023

Export structure by product group in 2023

(as % of total exports)

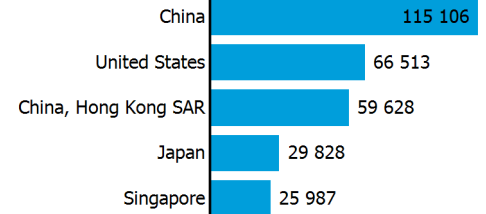
Manufactured goods

Other



Top 5 partners in 2023

(exports, millions of US\$)



INTERNATIONAL TRADE IN TRANSPORT SERVICES

Services exports by main category¹⁰

(as % of total services)

	2005	2010	2015	2023
Transport	32.4	36.6	23.9	20.0
Travel	27.4	32.7	35.1	16.2
Other services	39.8	30.6	36.1	53.6

-49.9 %

Transport services exports growth rate in 2023

Total trade in transport services¹⁰

(millions of US\$)

	2005	2010	2015	2023
Transport services exports	5 871	9 747	9 779	10 813
Transport services imports	8 095	9 369	10 107	13 042
Transport services trade balance	-2 224	378	-328	-2 229

NATIONAL FLEET

Carrying capacity by type of ship⁵

(Thousands DWT)

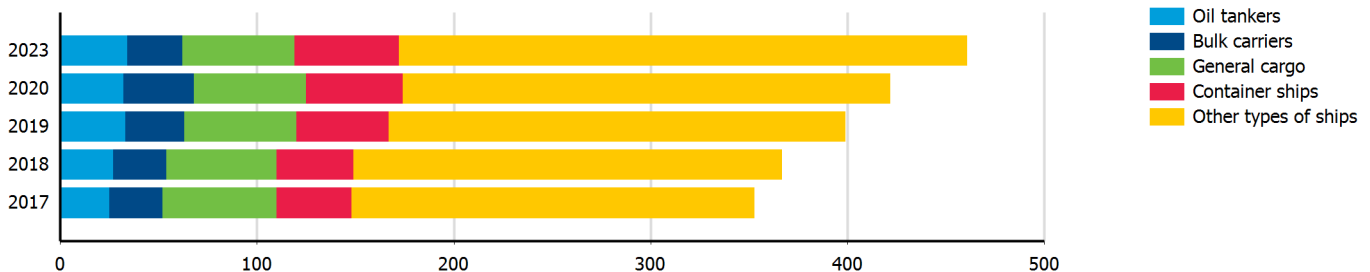
	2005	2010	2015	2023
Total fleet	5 595.4	3 944.1	5 036.2	6 392.8
Oil tankers	1 514.2	1 144.4	202.5	267.3
Bulk carriers	2 783.1	1 831.4	2 855.4	2 949.4
General cargo	151.9	161.5	133.9	130.6
Container ships	1 016.8	710.5	1 593.5	2 759.7
Other types of ships	129.5	96.3	250.8	285.8

-4.8 %

Fleet growth rate in 2023

Fleet by type of ship⁵

(Number of ships)

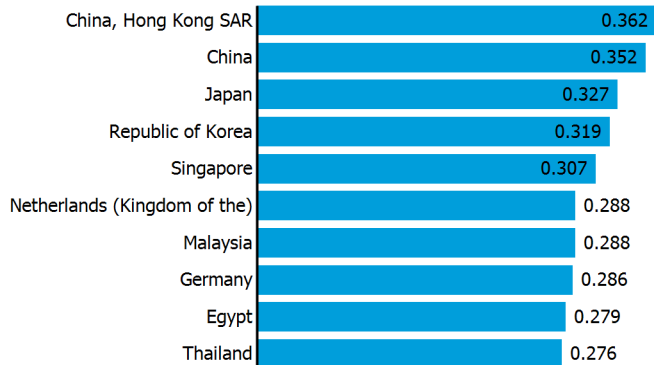


CHINA, TAIWAN PROVINCE OF

LINER SHIPPING CONNECTIVITY

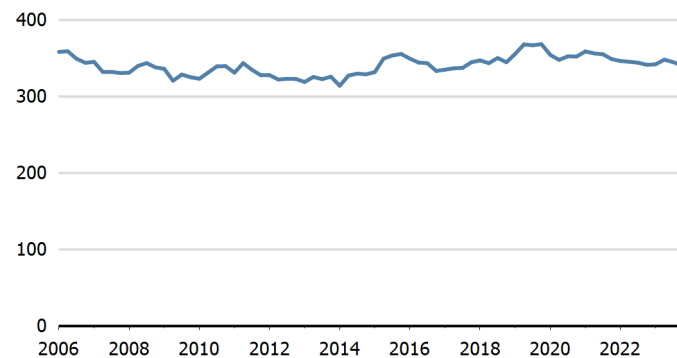
Bilateral connectivity index - Top 10 partners in Q1 2006¹¹

Can only take values between 0 (minimum) and 1 (maximum)



Liner shipping connectivity index¹¹

Average Q1 2023=100



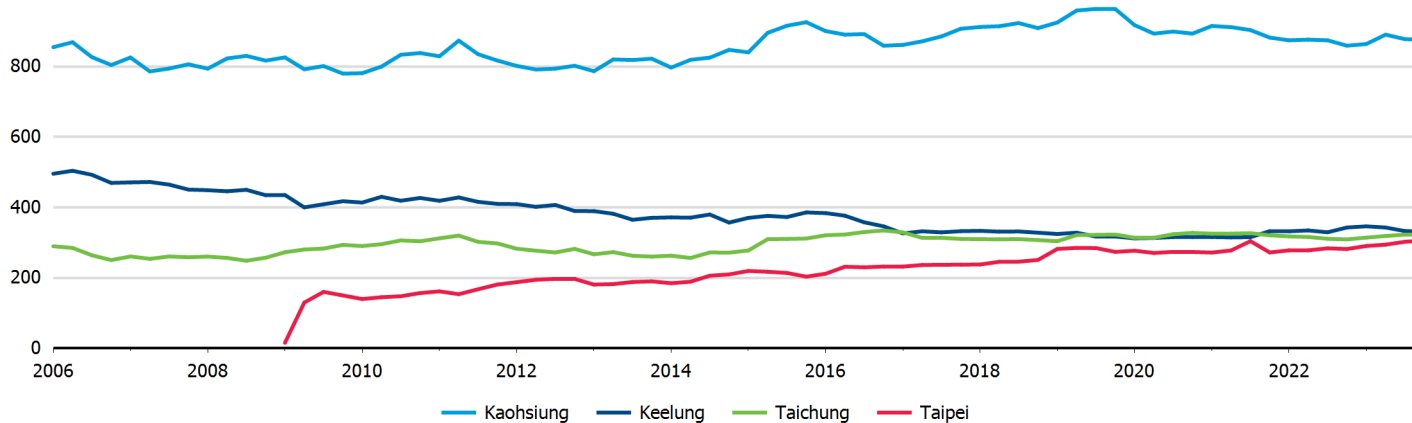
PORT CALLS AND PERFORMANCE

Port calls, time spent in ports, vessel age and size in 2023⁹

	Number of arrivals	Median time in port (days)	Avg age of vessels	Avg size (GT) of vessels	Avg cargo carrying capacity (DWT) per vessel	Avg container carrying capacity (TEU) per container ship	Maximum size (GT) of vessels
All ships	-	-	-	-	-	-	-
Liquid bulk carriers	-	-	-	-	-	..	-
Liquefied petroleum gas carriers	-	-	-	-	-	..	-
Liquefied natural gas carriers	-	-	-	-	-	..	-
Dry bulk carriers	-	-	-	-	-	..	-
Dry breakbulk carriers	-	-	-	-	-	..	-
Roll-on/ roll-off ships	-	..	-	-	-	..	-
Container ships	-	-	-	-	..	-	-
Passenger ships	-	..	-	-	-

Port liner shipping connectivity index - Top 5 ports in 2023¹¹

Average Q1 2023=100



CHINA, TAIWAN PROVINCE OF

Source: Detailed data sources are available in the documentation of the corresponding tables in the Data Center (<https://unctadstat.unctad.org/datacentre/>). A link to these tables is provided in each section of the profile.

Notes:

- 1 Sum of exports and imports.
- 2 Land area refers to the total area of a country excluding area under inland water bodies. It differs from the country area, that includes area under inland water bodies, but excludes offshore territorial waters.
Coastline length based on data calculated in 2000 from the World Vector Shoreline database at 1:250,000 scale.
- 3 Sum of exports and imports. Statistics presented correspond to the 6th edition of the IMF Balance of Payments and International Investment Position Manual, 2009 (BPM6, 2009).
- 4 Propelled seagoing merchant vessels of 100 GT and above. Source: Clarksons Research (<https://www.clarksons.com/services/research/>).
- 5 Propelled seagoing merchant vessels of 100 GT and above, on 1 January. Source: Clarksons Research (<https://www.clarksons.com/services/research/>).
- 6 Propelled seagoing merchant vessels of 1000 GT and above, on 1 January. Source: Clarksons Research (<https://www.clarksons.com/services/research/>).
- 7 UNCTAD Secretariat, derived from various sources including Dynamar B.V. Publications, terminal operators and port authorities.
- 8 Refers to year 2021. Source: BIMCO-ICS Manpower Report 2015 and BIMCO-ICS Seafarer Workforce Report, 2021 edition.
- 9 UNCTAD Secretariat, based on data provided by MarineTraffic (<http://marinetraffic.com>). Ships of 1000 GT and above.
- 10 Statistics presented correspond to the 6th edition of the IMF Balance of Payments and International Investment Position Manual, 2009 (BPM6, 2009).
- 11 UNCTAD Secretariat, generated from data provided by MDS Transmodal (<https://www.mdst.co.uk>).
- m Estimated by BIMCO/ICS based on estimates of seafarer demand.
- p Estimated. Data refers to 2020.

Symbols for missing values:

- 0 Zero means that the amount is nil or negligible
- .. No value reported or collected
- Not applicable
- ... Not available, including no quotation
- # Non-relevant calculation
- Not publishable
- *** Negative accumulation of flows; Value included in regional and global totals

Abbreviations & acronyms:

- DWT: Dead weight tons
- LNG: Liquefied natural gas
- LPG: Liquefied petroleum gas
- GDP: Gross domestic product
- GT: Gross tons
- TEU: Twenty foot equivalent unit

Disclaimer:

The designations employed and the presentation of the material on the UNCTAD Data Hub do not imply the expression of any opinion whatsoever on the part of the secretariat of the United Nations concerning the legal status of any country, territory, city or area, or of its authorities, or concerning the delimitation of its frontiers or boundaries.

Where the designations "economy" or "country or area" appear in texts or tables, they cover regions, countries, territories, cities or areas.

The designations "developing", "transition" and "developed" are intended for statistical convenience and do not necessarily express a judgement about the stage reached by a particular economy in the development process.

UNCTAD strives for the highest level of accuracy and is committed to promptly correcting any errors on its part. It does not guarantee or make any express or implied representations regarding the accuracy, reliability, correctness, fitness for use for a particular purpose, or otherwise, whatsoever, of any of the tables in the UNCTAD Data Hub.

Generation date: 15 April 2025