

## GENERAL PROFILE: VIET NAM

### GENERAL INFORMATION FOR 2019

**Population**  
96.462 Millions

**Exchange rate**  
23 050.242 VND/US\$

**GDP**  
264 182 Millions current US\$

**Land area<sup>1</sup>**  
(n) 310 070 km<sup>2</sup>

**CPI growth**  
2.80 %

**GDP growth**  
7.02 %

### INTERNATIONAL MERCHANDISE TRADE

#### Total merchandise trade

(millions of US\$)

	2005	2010	2015	2019
Merchandise exports	32 442	72 237	162 065	264 273
Merchandise imports	36 761	84 839	165 610	253 903
Merchandise trade balance	-4 319	-12 602	-3 545	10 370

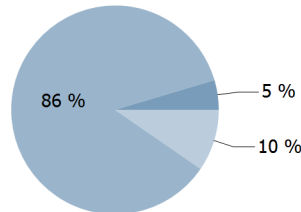
**+8.4 %**

Merchandise exports growth rate in 2019

#### Export structure by product group in 2019

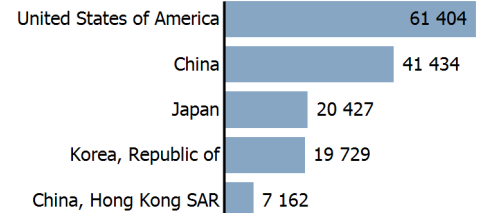
(as % of total exports)

- All food items
- Manufactured goods
- Other



#### Top 5 partners in 2019

(exports, millions of US\$)



### INTERNATIONAL TRADE IN SERVICES

#### Total trade in services<sup>2</sup>

(millions of US\$)

	2005	2010	2015	2019
Services exports	4 265	7 460	11 250	27 600
Services imports	4 450	9 902	16 015	18 770
Services trade balance	-185	-2 442	-4 765	8 830

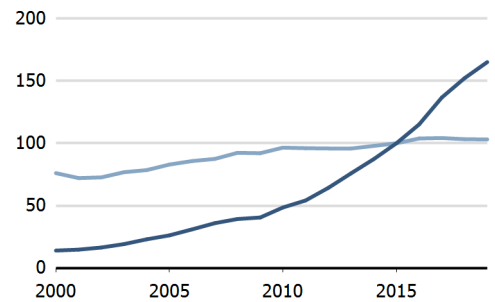
#### Services exports by main category<sup>2</sup>

(as % of total services)

	2005	2010	2015	2019
Transport	27.4	31.0	22.3	12.0
Travel	53.9	59.7	65.3	42.9
Other services	18.7	9.3	12.3	6.0

### TRADE INDICES

- Terms of trade index
- Purchasing power index of exports



### ECONOMIC TRENDS

#### Economic indicators

(millions of US\$ unless otherwise specified)

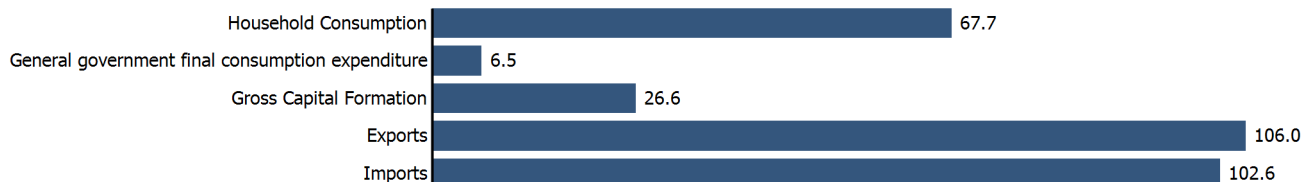
	2005	2010	2015	2019
GDP, current	57 633	115 932	193 241	264 182
GDP per capita, current US\$	687	1 318	2 085	2 739
Real GDP growth, y-on-y, %	7.55	6.42	6.68	7.02
Current account balance, % of GDP	-0.97	-3.69	-1.06	4.96
Exchange rate (/US\$)	15 858.917	18 612.917	21 697.568	23 050.242

**+7.0 %**

Gross domestic product growth rate in 2019

#### GDP by expenditure in 2018

(as % of total GDP)



# VIET NAM

## FDI AND EXTERNAL FINANCIAL RESOURCES

### Financial flows

(millions of US\$ unless otherwise specified)

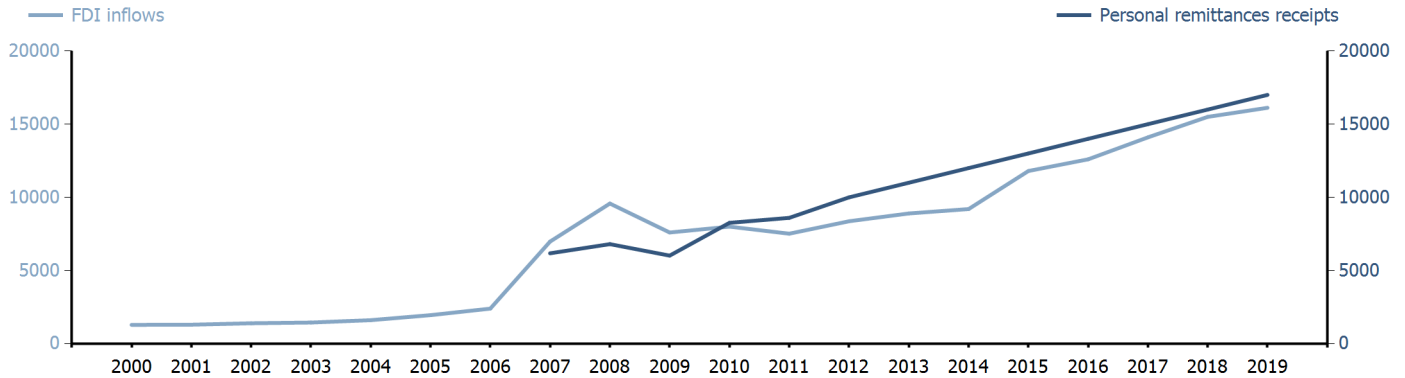
	2005	2010	2015	2019
FDI inflows	1 954.00	8 000.00	11 800.00	16 120.00
FDI outflows	65.00	900.00	1 100.00	465.00
Personal remittances, % of GDP	..	7.12	6.73	6.43

**+0.2 %**

FDI outflows as % of GDP in 2019

### Financial flows trends

(millions of US\$)



## TRADE IN GOODS AND SERVICES

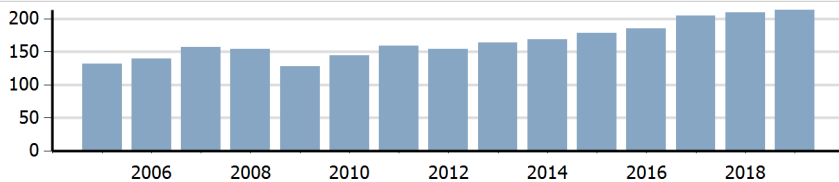
### Trade balance indicators<sup>2</sup>

(as % and index)

	2005	2010	2015	2019
Balance, % of GDP	-4.55	-6.54	1.35	7.11
Balance, % of imports	-6.67	-8.68	1.53	6.89
Normalized balance	-0.035	-0.045	0.008	0.033

### Trade openness<sup>2</sup>

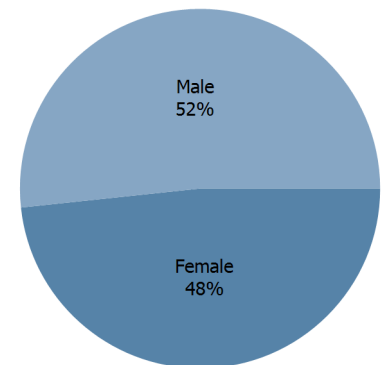
(sum of imports and exports as % of GDP)



## LABOUR FORCE

### Labour force by gender in 2019

(as % of total labour force, all sectors)



## OTHER INDICATORS

### Maritime transport indicators

	2005	2010	2015	2019
Merchant fleet, national flag (thousands of DWT)	2 126	5 415	7 373	8 521
Liner shipping connectivity index (maximum 2006 = 100 for China)	..	33.67	45.83	66.37
Container port throughput (TEU)	..	6 429 897	11 089 557	13 658 928

**0.429 %**

Share of the total world merchant fleet in 2019

### Information economy indicators

(as % of)

	2005	2010	2015	2019
Share of ICT goods, % of total exports	2.77	7.91	29.37	..
Share of ICT goods, % of total imports	6.12	8.40	21.13	..
Share of workforce involved in the ICT sector	..	..	..	..

# VIET NAM

Source: UNCTADstat (<http://unctadstat.unctad.org>)

## Notes:

- 1 Land area refers to the total area of a country excluding area under inland water bodies. It differs from the country area, that includes area under inland water bodies, but excludes offshore territorial waters.
- 2 Statistics presented correspond to the 6th edition of the IMF Balance of Payments and International Investment Position Manual (BPM6, 2009).
- n Estimated. Data refers to 2016.

## Symbols for missing values:

- 0 Zero means that the amount is nil or negligible
- .. Not available or not separately reported
- Not applicable
- ... Not available, including no quotation
- # Non-relevant calculation
- Not publishable
- \*\*\* Negative accumulation of flows; Value included in regional and global totals

## Abbreviations & acronyms:

- DWT: Dead weight tons
- FDI: Foreign direct investment
- GDP: Gross domestic product
- ICT: Information and communication technology
- TEU: Twenty foot equivalent unit
- US\$: United States dollar

## Disclaimer:

The designations employed and the presentation of the material on UNCTADstat do not imply the expression of any opinion whatsoever on the part of the secretariat of the United Nations concerning the legal status of any country, territory, city or area, or of its authorities, or concerning the delimitation of its frontiers or boundaries.

Where the designations "economy" or "country or area" appear in texts or tables, they cover regions, countries, territories, cities or areas.

UNCTAD strives for the highest level of accuracy and is committed to promptly correcting any errors on its part. It does not guarantee or make any express or implied representations regarding the accuracy, reliability, correctness, fitness for use for a particular purpose, or otherwise, whatsoever, of any of the tables in UNCTADstat.

Generation date: 06 November 2020