

## GENERAL PROFILE: CENTRAL AFRICAN REPUBLIC

### GENERAL INFORMATION FOR 2023

**Population**  
5.152 Millions

**Exchange rate**  
..

**GDP**  
2 555 Millions current US\$

**Land area<sup>1</sup>**  
(u) 622 980 km<sup>2</sup>

**CPI growth**  
3.17 %

**GDP growth**  
0.87 %

### INTERNATIONAL MERCHANDISE TRADE

#### Total merchandise trade

(millions of US\$)

	2005	2010	2015	2023
Merchandise exports	128	(e) 140	86	160
Merchandise imports	175	(e) 300	346	506
Merchandise trade balance	-47	(e) -160	-260	-346

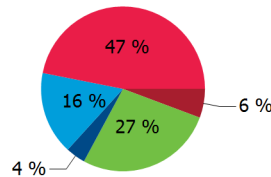
**-8.6 %**

Merchandise exports growth rate in 2023

#### Export structure by product group in 2023

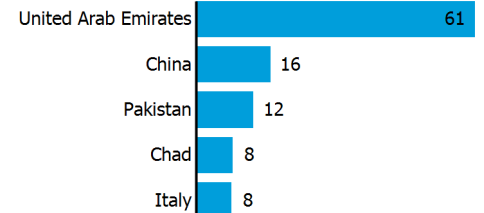
(as % of total exports)

- All food items
- Agricultural raw materials
- Ores and metals
- Manufactured goods
- Other



#### Top 5 partners in 2023

(exports, millions of US\$)



### INTERNATIONAL TRADE IN SERVICES

#### Total trade in services<sup>2</sup>

(millions of US\$)

	2005	2010	2015	2023
Services exports	44	80	204	(e) 226
Services imports	105	197	208	(e) 408
Services trade balance	-61	-117	-4	(e) -182

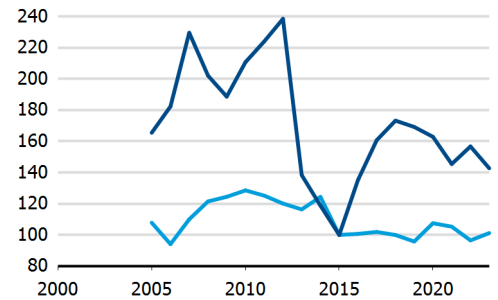
#### Services exports by main category<sup>2</sup>

(as % of total services)

	2005	2010	2015	2023
Transport	-	-	(e) 3.2	(e) 0.4
Travel	-	-	(e) 12.0	(e) 18.1
Other services	-	-	(e) 84.7	(e) 80.9

### TRADE INDICES

- Terms of trade index
- Purchasing power index of exports



### ECONOMIC TRENDS

#### Economic indicators

(millions of US\$ unless otherwise specified)

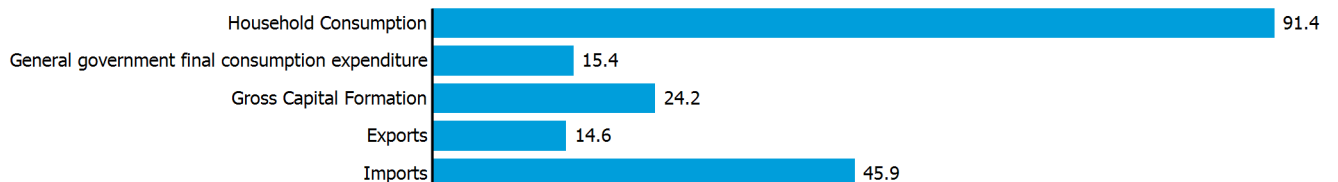
	2005	2010	2015	2023
GDP, current	1 413	2 143	1 696	2 555
GDP per capita, current US\$	330	477	366	496
Real GDP growth, y-on-y, %	2.38	4.63	4.34	0.87
Current account balance, % of GDP	(e) -6.24	(e) -9.42	(e) -9.11	(e) -8.37
Exchange rate (/US\$)	527.258	494.794	591.212	..

**+0.9 %**

Gross domestic product growth rate in 2023

#### GDP by expenditure in 2022

(as % of total GDP)



# CENTRAL AFRICAN REPUBLIC

## FDI AND EXTERNAL FINANCIAL RESOURCES

### Financial flows

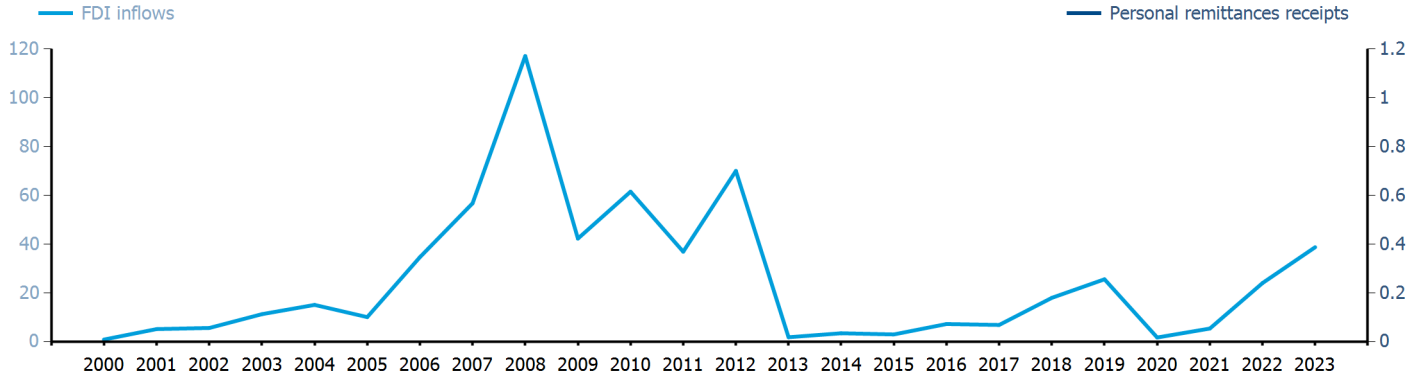
(millions of US\$ unless otherwise specified)

	2005	2010	2015	2023
FDI inflows	10.10	61.52	3.00	38.74
FDI outflows	..	..	..	..
Personal remittances, % of GDP	..	..	..	..

FDI outflows as % of GDP in 2023

### Financial flows trends

(millions of US\$)



## TRADE IN GOODS AND SERVICES

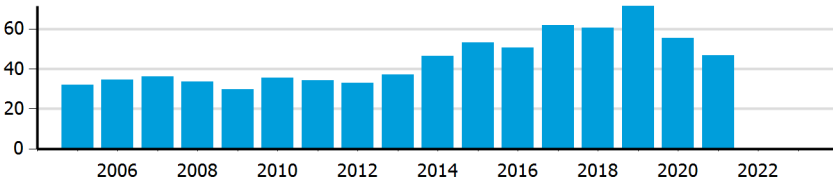
### Trade balance indicators<sup>2</sup>

(as % and index)

	2005	2010	2015	2023
Balance, % of GDP	-7.66	-13.63	-19.01	-
Balance, % of imports	-38.63	-55.44	-52.70	-
Normalized balance	-0.239	-0.384	-0.358	-

### Trade openness<sup>2</sup>

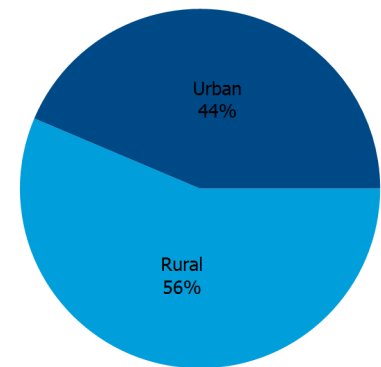
(sum of imports and exports as % of GDP)



## LIVING AREA

### Population by living area in 2023

(% of population)



## OTHER INDICATORS

### Maritime transport indicators

	2005	2010	2015	2023
Merchant fleet, national flag (thousands of DWT)	..	..	..	..
Container port throughput (TEU)	..	..	..	..

Share of the total world merchant fleet in 2023

### Information economy indicators

(as % of)

	2005	2010	2015	2023
Share of ICT goods, % of total exports	0.03	0.19	0.00	0.20
Share of ICT goods, % of total imports	2.42	7.59	6.59	3.20
Share of workforce involved in the ICT sector	..	..	..	..

# CENTRAL AFRICAN REPUBLIC

Source: UN Trade and Development, UNCTADstat (<https://unctadstat.unctad.org/datacentre>)

## Notes:

- 1 Land area refers to the total area of a country excluding area under inland water bodies. It differs from the country area, that includes area under inland water bodies, but excludes offshore territorial waters.
- 2 Statistics presented correspond to the 6th edition of the IMF Balance of Payments and International Investment Position Manual (BPM6, 2009).
- e Estimated.
- u Estimated. Data refers to 2020.

## Symbols for missing values:

- 0 Zero means that the amount is nil or negligible
- .. No value reported or collected
- Not applicable
- ... Not available, including no quotation
- # Non-relevant calculation
- Not publishable
- \*\*\* Negative accumulation of flows; Value included in regional and global totals

## Abbreviations & acronyms:

- DWT: Dead weight tons
- FDI: Foreign direct investment
- GDP: Gross domestic product
- ICT: Information and communication technology
- TEU: Twenty foot equivalent unit
- US\$: United States dollar

## Disclaimer:

The designations employed and the presentation of the material on the UNCTAD Data Hub do not imply the expression of any opinion whatsoever on the part of the secretariat of the United Nations concerning the legal status of any country, territory, city or area, or of its authorities, or concerning the delimitation of its frontiers or boundaries.

Where the designations "economy" or "country or area" appear in texts or tables, they cover regions, countries, territories, cities or areas.

UNCTAD strives for the highest level of accuracy and is committed to promptly correcting any errors on its part. It does not guarantee or make any express or implied representations regarding the accuracy, reliability, correctness, fitness for use for a particular purpose, or otherwise, whatsoever, of any of the tables in the UNCTAD Data Hub.

Generation date: 15 April 2025