

## GENERAL PROFILE: BOSNIA AND HERZEGOVINA

### GENERAL INFORMATION FOR 2020

**Population**  
3.281 Millions

**Exchange rate**  
1.717 BAM/US\$

**GDP**  
19 519 Millions current US\$

**Land area<sup>1</sup>**  
(n) 51 200 km<sup>2</sup>

**CPI growth**  
-0.58 %

**GDP growth**  
-4.50 %

### INTERNATIONAL MERCHANDISE TRADE

#### Total merchandise trade

(millions of US\$)

	2005	2010	2015	2020
Merchandise exports	2 400	4 803	5 098	6 152
Merchandise imports	7 070	9 223	8 986	9 873
Merchandise trade balance	-4 670	-4 420	-3 889	-3 721

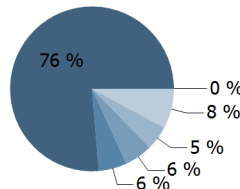
**-6.5 %**

Merchandise exports  
growth rate in 2020

#### Export structure by product group in 2020

(as % of total exports)

- All food items
- Agricultural raw materials
- Ores and metals
- Fuels
- Manufactured goods
- Other



#### Top 5 partners in 2020

(exports, millions of US\$)



### INTERNATIONAL TRADE IN SERVICES

#### Total trade in services<sup>2</sup>

(millions of US\$)

	2005	2010	2015	2020
Services exports	989	1 702	1 680	1 310
Services imports	436	541	574	517
Services trade balance	553	1 161	1 106	792

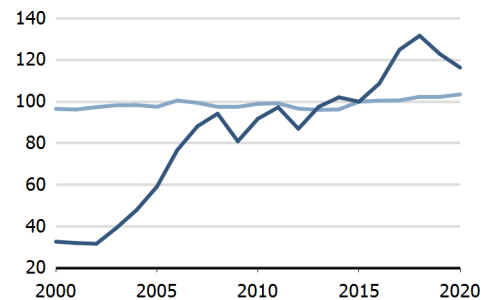
#### Services exports by main category<sup>2</sup>

(as % of total services)

	2005	2010	2015	2020
Transport	11.2	16.5	20.6	27.2
Travel	52.4	34.6	44.8	26.7
Other services	36.4	19.4	14.0	25.6

### TRADE INDICES

- Terms of trade index
- Purchasing power index of exports



### ECONOMIC TRENDS

#### Economic indicators

(millions of US\$ unless otherwise specified)

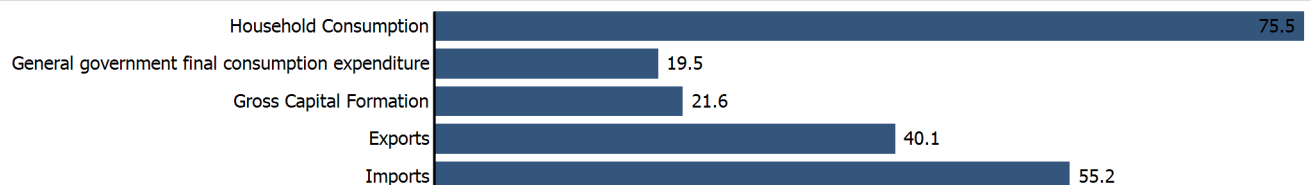
	2005	2010	2015	2020
GDP, current	11 223	17 176	16 212	19 519
GDP per capita, current US\$	2 981	4 635	4 727	5 949
Real GDP growth, y-on-y, %	3.90	0.87	3.09	-4.50
Current account balance, % of GDP	-16.43	-6.00	-5.10	-3.25
Exchange rate (/US\$)	1.573	1.477	1.763	1.717

**-4.5 %**

Gross domestic product  
growth rate in 2020

#### GDP by expenditure in 2019

(as % of total GDP)



# BOSNIA AND HERZEGOVINA

## FDI AND EXTERNAL FINANCIAL RESOURCES

### Financial flows

(millions of US\$ unless otherwise specified)

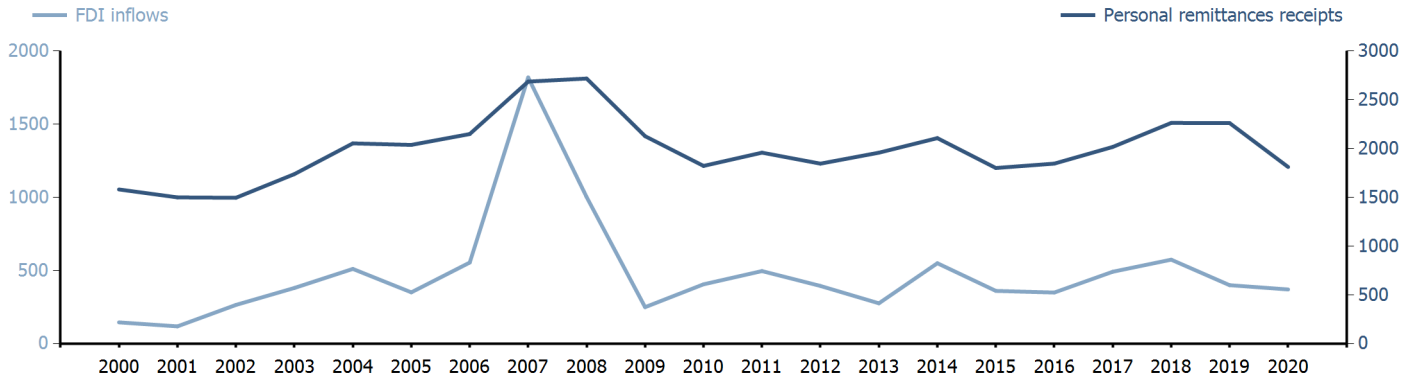
	2005	2010	2015	2020
FDI inflows	351.19	406.09	361.14	370.81
FDI outflows	0.45	45.63	72.68	-5.07
Personal remittances, % of GDP	18.16	10.61	11.11	9.28

0 %

FDI outflows as % of GDP in 2020

### Financial flows trends

(millions of US\$)



## TRADE IN GOODS AND SERVICES

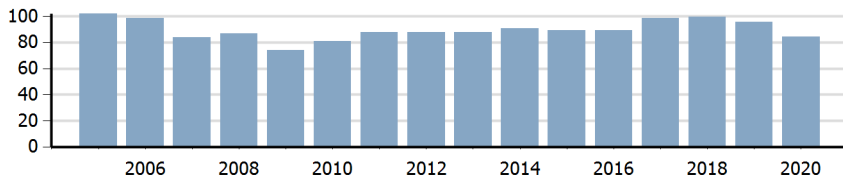
### Trade balance indicators<sup>2</sup>

(as % and index)

	2005	2010	2015	2020
Balance, % of GDP	-38.72	-21.53	-18.30	-14.90
Balance, % of imports	-55.08	-42.07	-34.03	-30.00
Normalized balance	-0.380	-0.266	-0.205	-0.176

### Trade openness<sup>2</sup>

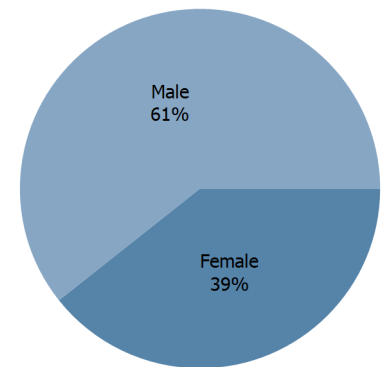
(sum of imports and exports as % of GDP)



## LABOUR FORCE

### Labour force by gender in 2020

(as % of total labour force, all sectors)



## OTHER INDICATORS

### Maritime transport indicators

	2005	2010	2015	2020
Merchant fleet, national flag (thousands of DWT)	..	..	..	..
Liner shipping connectivity index (maximum 2006 = 100 for China)	..	..	..	..
Container port throughput (TEU)	..	..	..	..

### Information economy indicators

(as % of)

	2005	2010	2015	2020
Share of ICT goods, % of total exports	0.28	0.15	0.26	0.16
Share of ICT goods, % of total imports	4.17	2.89	3.02	3.05
Share of workforce involved in the ICT sector	..	..	..	..

Share of the total world merchant fleet in 2020

# BOSNIA AND HERZEGOVINA

Source: UNCTADstat (<http://unctadstat.unctad.org>)

## Notes:

- 1 Land area refers to the total area of a country excluding area under inland water bodies. It differs from the country area, that includes area under inland water bodies, but excludes offshore territorial waters.
- 2 Statistics presented correspond to the 6th edition of the IMF Balance of Payments and International Investment Position Manual (BPM6, 2009).
- n Estimated. Data refers to 2016.

## Symbols for missing values:

- 0 Zero means that the amount is nil or negligible
- .. Not available or not separately reported
- Not applicable
- ... Not available, including no quotation
- # Non-relevant calculation
- Not publishable
- \*\*\* Negative accumulation of flows; Value included in regional and global totals

## Abbreviations & acronyms:

- DWT: Dead weight tons
- FDI: Foreign direct investment
- GDP: Gross domestic product
- ICT: Information and communication technology
- TEU: Twenty foot equivalent unit
- US\$: United States dollar

## Disclaimer:

The designations employed and the presentation of the material on UNCTADstat do not imply the expression of any opinion whatsoever on the part of the secretariat of the United Nations concerning the legal status of any country, territory, city or area, or of its authorities, or concerning the delimitation of its frontiers or boundaries.

Where the designations "economy" or "country or area" appear in texts or tables, they cover regions, countries, territories, cities or areas.

UNCTAD strives for the highest level of accuracy and is committed to promptly correcting any errors on its part. It does not guarantee or make any express or implied representations regarding the accuracy, reliability, correctness, fitness for use for a particular purpose, or otherwise, whatsoever, of any of the tables in UNCTADstat.

Generation date: 05 January 2022